

We are still receiving emails and requests from members asking for access to the UFU of WA website.

All financial members should have access to the website. Everyone was transferred over to the new style site. **Your Passwords** were changed as it was difficult to transfer old passwords. It was then decided to give everyone a password with their **surname in lower case**.

You now log on using your service number. Please use your **service number (without 0's before service number)** and your password is default set to your **surname only** In lower case ie John Smith = **smith**

You then need to change your password to suit you.

1. Go to www.ufuofwa.net.au and you should see the below screen

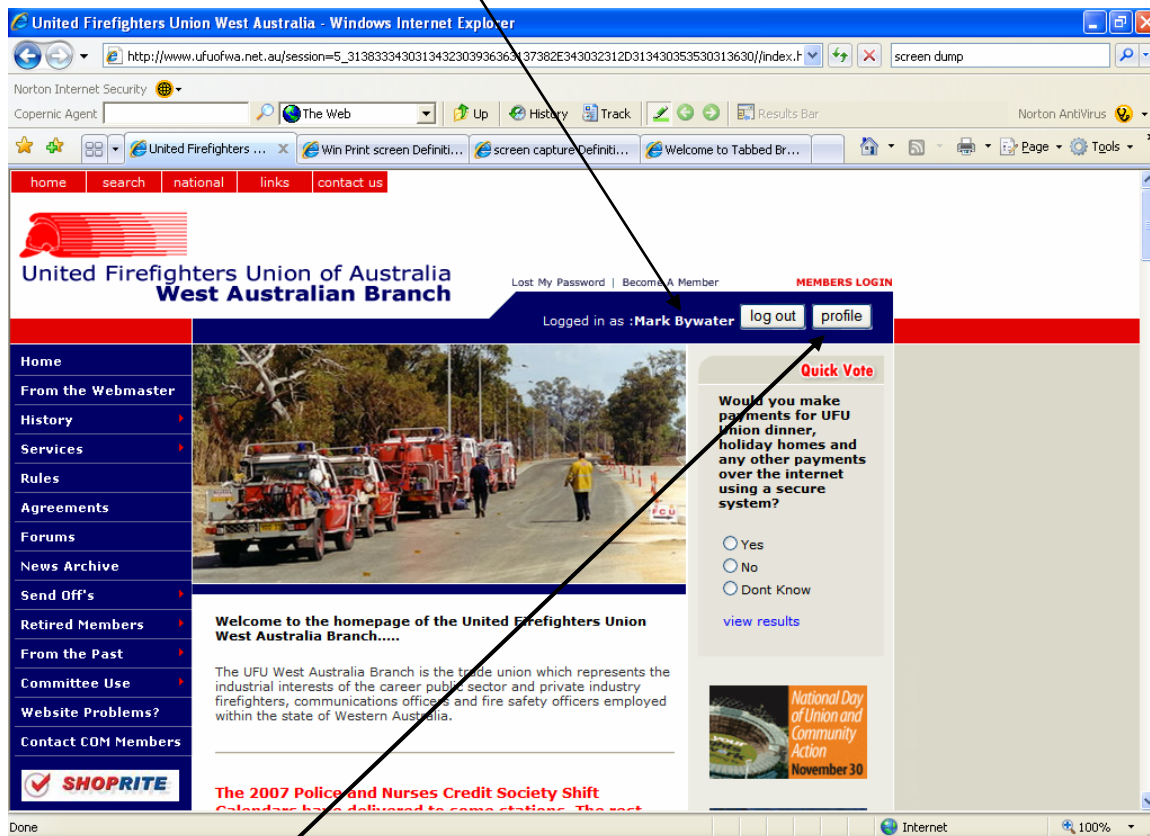
Service Number **Password (surname in lower case)**

The screenshot shows the website interface for the United Firefighters Union of Australia West Australian Branch. At the top, there is a navigation bar with links for home, search, national, links, and contact us. Below this is the union's logo and name. A navigation menu on the left lists various site sections like Home, From the Webmaster, History, Services, Rules, Agreements, Forums, News Archive, Send Off's, Retired Members, From the Past, Committee Use, Website Problems?, and Contact COM Members. The main content area features a large image of fire trucks and a 'Quick Vote' section with a poll question: 'Would you make payments for UFU Union dinner, holiday homes and any other payments over the internet using a secure system?'. Below the poll are radio buttons for 'Yes', 'No', and 'Dont Know', along with a 'view results' link. At the bottom, there is a 'SHOPRITE' logo and a notice about a 2007 Police and Nurses Credit Society Shift Calendar. The browser window title is 'United Firefighters Union West Australia - Windows Internet Explorer' and the address bar shows 'http://www.ufuofwa.net.au/'. The status bar at the bottom indicates 'Done' and 'Internet'.

2. **Password** should come up as dot's. Then click **Go**

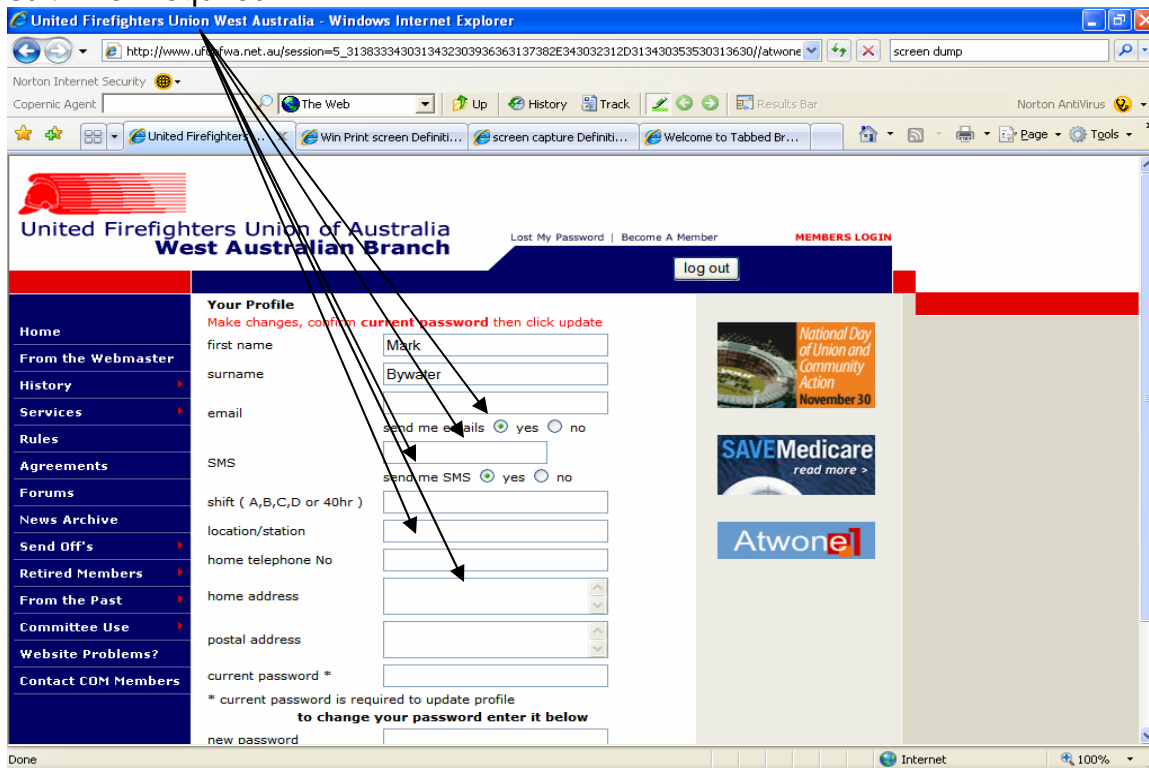


3. Your **Name** should show as logged on



4. Then click **profile**.

5. Input all **your data**. This information goes into a database. **You** can edit and change to suit when required.



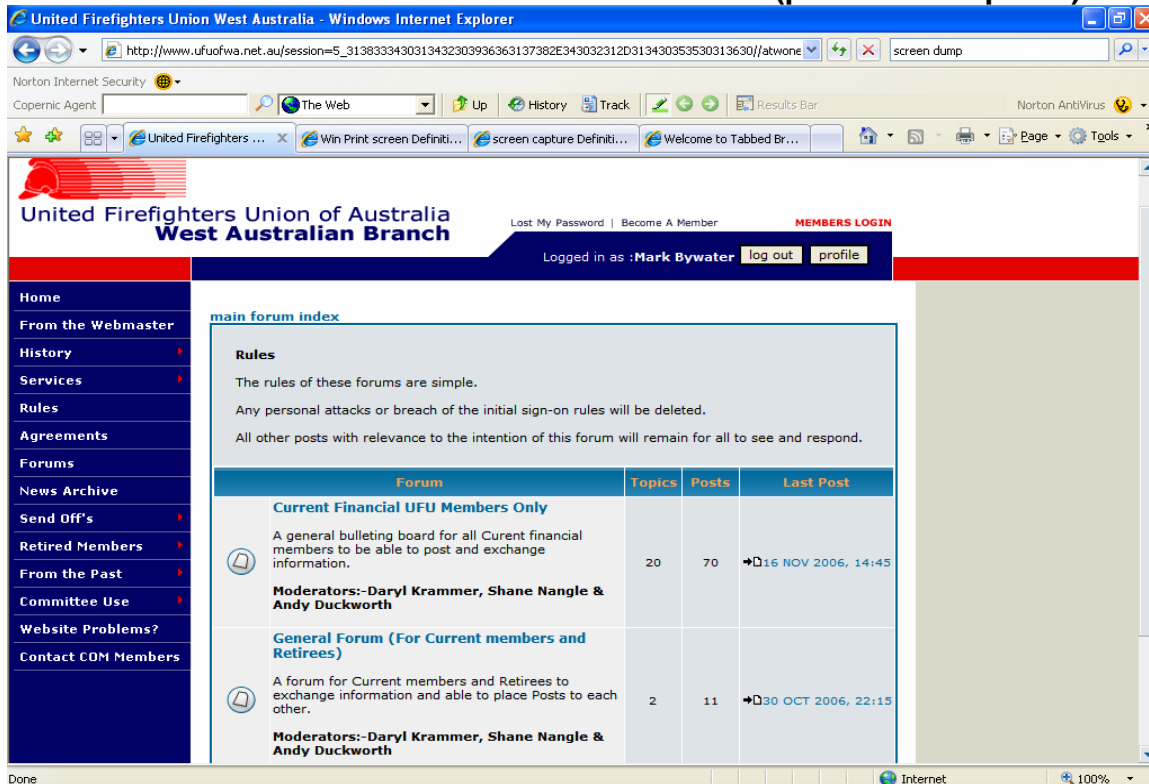
6. Don't forget email address for newsletters, yes to send email

7 **SMS** is for mobile number so sms can be sent (Will be limited as there is a cost)

8 **Change your password (current password is your surname in lower case)**

If you forget your new password send email to webmaster@ufuofwa.net.au give contact details (name id etc).

9. You can click on **Forums** and read forum items. (password required)



ANY OTHER PROBLEMS PLEASE EMAIL webmaster@ufuofwa.net.au